



AVA-ANKC AUSTRALIAN CANINE EYE SCHEME Eye Examination Certificate

Issued by a Registered Specialist in Veterinary Ophthalmology



SERIAL No. 25225

REGISTRATION DETAILS:

Reg. Name CH ADRAHIL CHARMED IM SURE
 Country of Origin AUSTRALIA
 Reg. No. 2100551386 Date of Birth 29/10/2020
 Breed CHIHUAHUA (SMOOTH)
 Sex: Male Female Colour GOLD + WHITE
 Permanent Identification 99100300077396 (Tattoo / Microchip)

OWNER DETAILS:

Name LIZ CARLTON
 Address 86 CARLSLE ST
MELBURN Postcode 3065 State NSW
 Contact Phone () Mobile
 Owner's Email: adhahilshawdogs@gmail.com

I hereby declare that the dog submitted for examination is the one described above and that all the given statements are true. I understand that the information obtained may be used for statistical or research purposes without disclosing the identity of individual dogs, and that this applies for both Open Register and Closed Register breeds. In any breed where the ANKC National Breed Council or breed clubs in all States have adopted an 'Open Register' policy in regard to inherited eye defects, I accept that the results for all dogs submitted for an ACES exam may be published.

PREVIOUS EXAMINATION: YES NO
 Date of Exam / / 20
 GENETIC SCREENING: Test Lab: _____
 Date of Exam / / 20
 RESULTS (eye conditions only): _____

Submission Date: 05, 05 /20 22 Signed: [Signature] Owner / Agent [Signature]

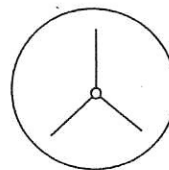
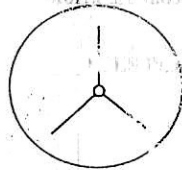
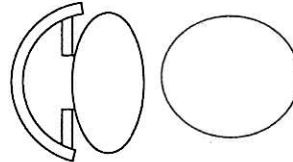
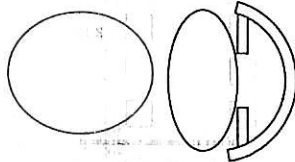
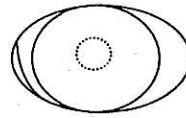
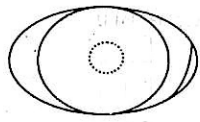
EXAMINATION OF EYE AND ADNEXA

INSTRUMENTATION:

Mydriatic
 Direct Ophthalmoscope
 Indirect Ophthalmoscope
 Slit Lamp Biomicroscopy
 Gonioscopy
 Other _____

RIGHT ▼

LEFT ▼



PARTS EXAMINED:

	UNAFFECTED	AFFECTED
Adnexa	<input checked="" type="checkbox"/>	<input type="checkbox"/>
Cornea	<input checked="" type="checkbox"/>	<input type="checkbox"/>
Iris	<input checked="" type="checkbox"/>	<input type="checkbox"/>
Lens	<input checked="" type="checkbox"/>	<input type="checkbox"/>
Vitreous	<input checked="" type="checkbox"/>	<input type="checkbox"/>
Fundus	<input checked="" type="checkbox"/>	<input type="checkbox"/>

Identification confirmed

DESCRIPTIVE COMMENTS

Normal Eye Exam

INHERITED EYE DISEASE STATUS

This section applies only to those breeds in which the named conditions are known to be inherited and which are listed under the Australian Canine Eye Scheme Schedule 1 on the date of examination. Results will be forwarded to the ANKC inherited diseases database and may be made public but only for OPEN REGISTER breeds.

CONGENITAL (present at birth)

	UNAFFECTED	AFFECTED
(CEA) Collie Eye Anomaly	<input type="checkbox"/>	<input type="checkbox"/>
(MRD) Multifocal Retinal Dysplasia	<input type="checkbox"/>	<input type="checkbox"/>
(TRD) Total Retinal Dysplasia	<input type="checkbox"/>	<input type="checkbox"/>
(CHC) Congenital Hereditary Cataract	<input type="checkbox"/>	<input type="checkbox"/>
(PHPV) Persistent Hyperplastic Primary Vitreous	<input type="checkbox"/>	<input type="checkbox"/>
(PPM) Persistent Pupillary Membrane	<input type="checkbox"/>	<input type="checkbox"/>
(G) Goniodysgenesis	<input type="checkbox"/>	<input type="checkbox"/>

NON-CONGENITAL (appears later in life)

	UNAFFECTED	AFFECTED
(GPRA) Generalised Progressive Retinal Atrophy	<input type="checkbox"/>	<input type="checkbox"/>
(RPED) Retinal Pigment Epithelial Dystrophy	<input type="checkbox"/>	<input type="checkbox"/>
(HC) Hereditary cataract	<input type="checkbox"/>	<input type="checkbox"/>
(PLL) Primary Lens Luxation	<input type="checkbox"/>	<input type="checkbox"/>

The age of onset of non-congenital inherited eye disease varies in different breeds and between individual dogs. It is therefore important to follow any advice given at the time of this examination with regard to the necessity for and frequency of eye examinations as set out in the 'Information for Owners' document available from AVA at www.ava.com.au/aces. "Affected" signifies that there is visible evidence of the inherited disease(s) specified, whereas "Unaffected" signifies that there is no such evidence.

I have examined the above animal (and confirmed its identity) under the Rules of the AVA-ANKC Australian Canine Eye Scheme, with results as shown. Interpretations of eye signs as reported in this form are those of the individual panellist and do not necessarily reflect the opinion of all registered specialists.

Signed [Signature] Dr Bruce Robertson BVSc FANZCVS (Ophthalmology) Date 5, 5 /20 22
 Reg. Specialist (V5941), NSW Vet. Practitioners Board